

# PUBLICATIONS

## UPGRADE YOUR EP LAB

## FULL VISUALIZATION + ZERO RADIATION




imricor.com


## THE NEW EP LAB SEE WHAT YOU ONLY IMAGINED

### Early Commercial Experience With AFL Patients

Ulbrich et al. MRI-guided Conventional Catheter Ablation of Isthmus-dependent Atrial Flutter Using Active Catheter Imaging. Heart Rhythm O2 (2022), doi: <https://doi.org/10.1016/j.hroo.2022.06.011>



[View Publication](#)



### CE-Mark Atrial Flutter Trial

Paetsch et al. Clinical workflow and applicability of electrophysiological cardiovascular magnetic resonance-guided radiofrequency ablation of isthmus-dependent atrial flutter. European Heart Journal - Cardiovascular Imaging 2018; 2:147-156, <https://doi.org/10.1093/ehjci/jev143>


[View Publication](#)

### The Role Of Interventional Cardiac Magnetic Resonance(iCMR) In A Typical Atrial Flutter Ablation

Bijvoet et al. The role of interventional cardiac magnetic resonance (iCMR) in a typical atrial flutter ablation: The shortest path may not always be the fastest. IJC Heart & Vasculature 2022; 41: 101078, ISSN 2352-9067, <https://doi.org/10.1016/j.ijcha.2022.101078>



[View Publication](#)

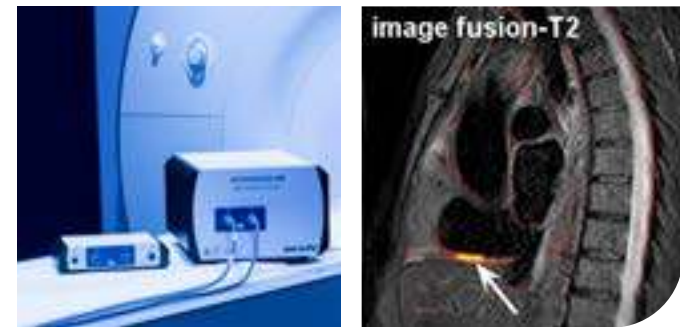
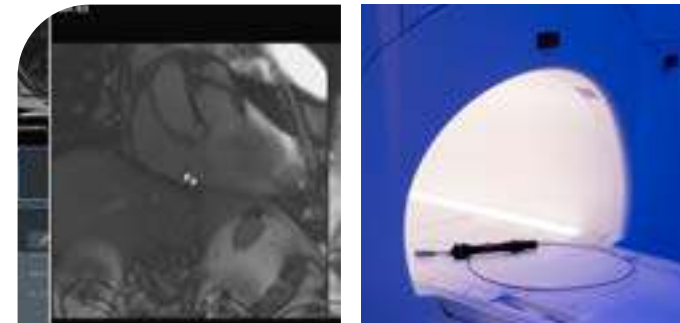


### Cardiovascular Magnetic Resonance-Guided Radiofrequency Ablation: Where Are We Now?

Bauer et al. Cardiovascular Magnetic Resonance-Guided Radiofrequency Ablation: Where Are We Now? JACC Clin Electrophysiol. 2022 Feb;8(2):261-274. doi: 10.1016/j.jacep.2021.11.017. PMID: 35210090

[View Publication](#)

### Vision-MR Ablation Catheter™



### Advantage-MR EP Recorder/Stimulator System™

imricor.com

D00792.A



View cardiac structure and disease progression



Zero radiation  
Every time



Reduce procedure times



Interventions  
+  
Diagnostic MRI  
=  
Maximized value

[imricor.com](http://imricor.com)

